

Double in a Day Forex

For Forex traders who want to double their Forex Trading accounts

<http://www.doubleinadayforex.com/>

A few 80 Pip trend Double in a day trades done during the period 5 Dec to 8 Dec 2016

Normally doubling your account in 1 trade is quite an achievement. This is however the purpose of the Double in a Day EA.

The 20 trades below were successful DIAD EA trades where **5% of the account was risked to generate 100% return in 1 trade** each time. \$50 were turned into \$1000 in 1 trade using 3 top ups during the transactions.

For those who own the DIAD EA the following strategy was used. Just change Buy to sell if required.

EA Floating Account Market Execution + - Fade Shine
 DoubleInADay version 3.1.1 on EURJPY H1 chart w/magic 20131026
 Trading - SELL for 80 pips, re-entry 0 done out of unlimited
 Risk - Approx USD 50 or about 5% of 1000 Account Size for Initial only
 Reward - Approx USD 1020 or about 102% of 1000 Account Size
 Initial - EntryPct:0% EntryPip:0.0 Lots:0.48 SL:12.0 TP:54.5 Profit:227.08
 Topup1 - EntryPct:30% EntryPip:24.0 Lots:0.75 SL:9.4 TP:30.5 Profit:198.23
 Topup2 - EntryPct:40% EntryPip:32.0 Lots:1.35 SL:8.3 TP:22.5 Profit:264.31
 Topup3 - EntryPct:50% EntryPip:40.0 Lots:2.62 SL:8.1 TP:14.5 Profit:330.38

So 5% of the account was risked (\$50) to earn 102% of the account (\$1 020). Top-ups were done 30%, 40% and 50% on the way to the target. An 80 pip target was used

1



London Open – new high retest 80 pips

Order	Time	Type	Size	Symbol	Price	S / L	T / P	Time /	Profit
59677170	2016.12.05 11:14:57	buy	0.92	eurjpy	121.973	121.848	122.336	2016.12.05 11:23:42	292.19
59676492	2016.12.05 10:28:57	buy	0.48	eurjpy	121.574	121.848	122.336	2016.12.05 11:23:42	320.02
59676664	2016.12.05 10:54:26	buy	0.39	eurjpy	121.836	121.848	122.336	2016.12.05 11:23:42	170.61
59677076	2016.12.05 11:14:28	buy	0.61	eurjpy	121.999	121.848	122.336	2016.12.05 11:23:42	179.86

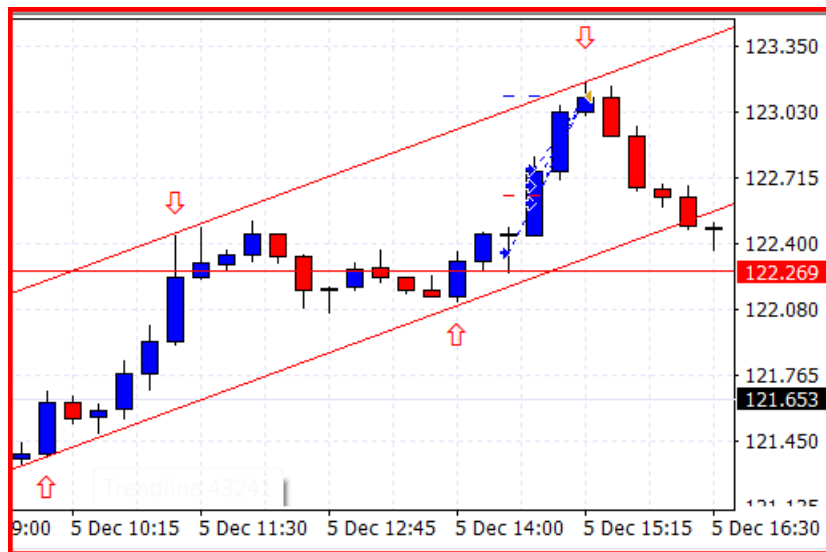
2



Retest if support around he UK opening

Order	Time	Type	Size	Symbol	Price	S / L	T / P	Time /	Profit
59677067	2016.12.05 11:14:26	buy	0.52	eurusd	1.06651	1.06604	1.07099	2016.12.05 11:23:48	232.96
59676165	2016.12.05 10:04:26	buy	0.42	eurusd	1.06331	1.06604	1.07099	2016.12.05 11:23:48	322.56
59676685	2016.12.05 10:54:40	buy	0.33	eurusd	1.06574	1.06604	1.07099	2016.12.05 11:23:48	173.25
59677095	2016.12.05 11:14:28	buy	0.79	eurusd	1.06744	1.06604	1.07099	2016.12.05 11:23:48	280.45

3



Confirmed Channel bounce trade

Order	Time	Type	Size	Symbol	Price	S / L	T / P	Time /	Profit
59681046	2016.12.05 14:32:10	buy	0.48	eurjpy	122.355	122.630	123.113	2016.12.05 15:16:25	317.28
59681271	2016.12.05 14:46:13	buy	0.38	eurjpy	122.594	122.630	123.113	2016.12.05 15:16:25	171.98
59681332	2016.12.05 14:47:43	buy	0.61	eurjpy	122.676	122.630	123.113	2016.12.05 15:16:25	232.45
59681564	2016.12.05 14:51:54	buy	0.94	eurjpy	122.754	122.630	123.113	2016.12.05 15:16:25	294.27

4



Old fashioned Head and Shoulder trade

Order	Time	Type	Size	Symbol	Price	S / L	T / P	Time	Profit
59681828	2016.12.05 15:00:15	sell	0.59	gbpnzd	1.79333	1.79054	1.78533	2016.12.05 15:58:55	308.60
59682667	2016.12.05 15:41:17	sell	1.24	gbpnzd	1.78930	1.79054	1.78533	2016.12.05 15:58:56	330.06
59682522	2016.12.05 15:33:36	sell	0.49	gbpnzd	1.79088	1.79054	1.78533	2016.12.05 15:58:56	172.25
59682570	2016.12.05 15:35:29	sell	0.80	gbpnzd	1.79008	1.79054	1.78533	2016.12.05 15:58:56	236.86

5



Typical channel / grid trade

Order	Time	Type	Size	Symbol	Price	S / L	T / P	Time	Profit
59682266	2016.12.05 15:16:38	sell	0.48	eurjpy	123.148	122.874	122.348	2016.12.05 16:57:27	320.82
59682890	2016.12.05 15:54:51	sell	0.61	eurjpy	122.826	122.874	122.348	2016.12.05 16:57:28	238.33
59682963	2016.12.05 15:57:53	sell	0.93	eurjpy	122.738	122.874	122.348	2016.12.05 16:57:28	293.29
59682777	2016.12.05 15:45:15	sell	0.39	eurjpy	122.912	122.874	122.348	2016.12.05 16:57:28	180.73

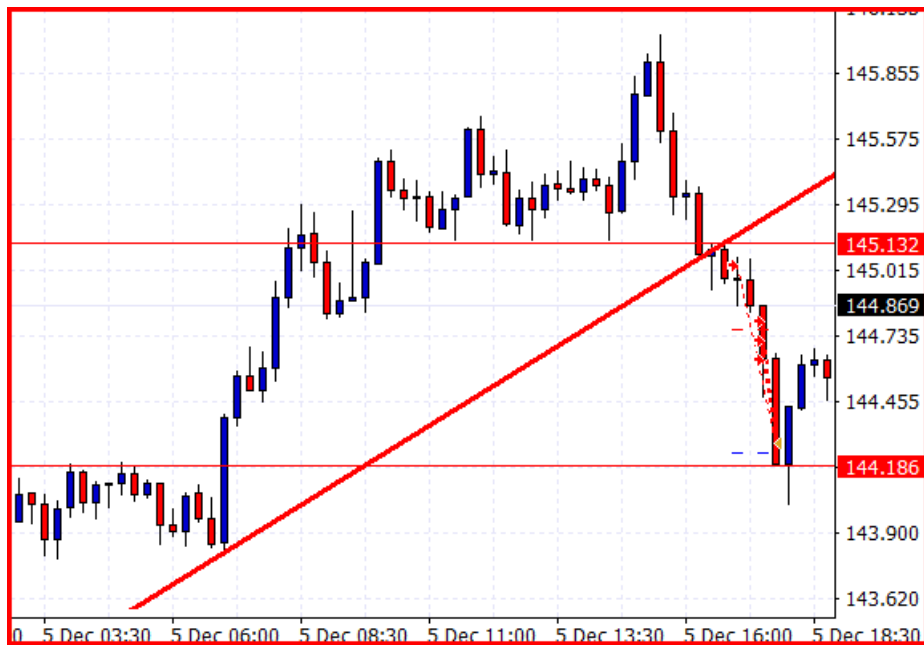
6



Failed attack on previous high

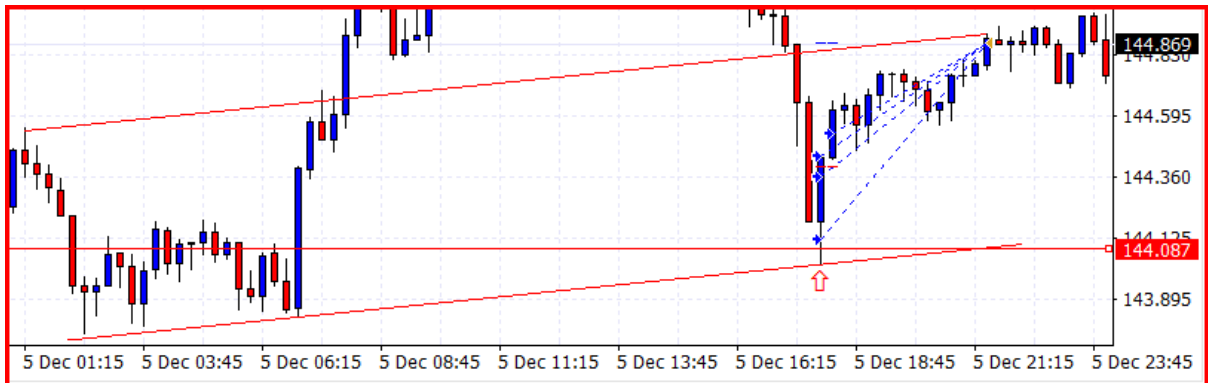
Order	Time	Type	Size	Symbol	Price	S / L	T / P	Time /	Profit
59682254	2016.12.05 15:16:27	sell	0.48	usdjpy	114.722	114.449	113.922	2016.12.05 17:35:23	322.23
59682690	2016.12.05 15:42:09	sell	0.38	usdjpy	114.478	114.449	113.922	2016.12.05 17:35:23	173.73
59684579	2016.12.05 16:08:35	sell	0.91	usdjpy	114.319	114.449	113.922	2016.12.05 17:35:24	289.88
59682969	2016.12.05 15:57:54	sell	0.60	usdjpy	114.401	114.449	113.922	2016.12.05 17:35:24	234.30

7



Violation of horizontal and non horizontal support

Order	Time	Type	Size	Symbol	Price	S / L	T / P	Time /	Profit
59696117	2016.12.05 17:30:31	sell	0.39	gbpjpy	144.801	144.764	144.240	2016.12.05 17:58:06	177.67
59693615	2016.12.05 17:12:17	sell	0.48	gbpjpy	145.040	144.764	144.240	2016.12.05 17:58:06	319.75
59697176	2016.12.05 17:36:34	sell	0.95	gbpjpy	144.635	144.764	144.240	2016.12.05 17:58:07	293.84
59696602	2016.12.05 17:34:01	sell	0.62	gbpjpy	144.717	144.764	144.240	2016.12.05 17:58:07	236.56



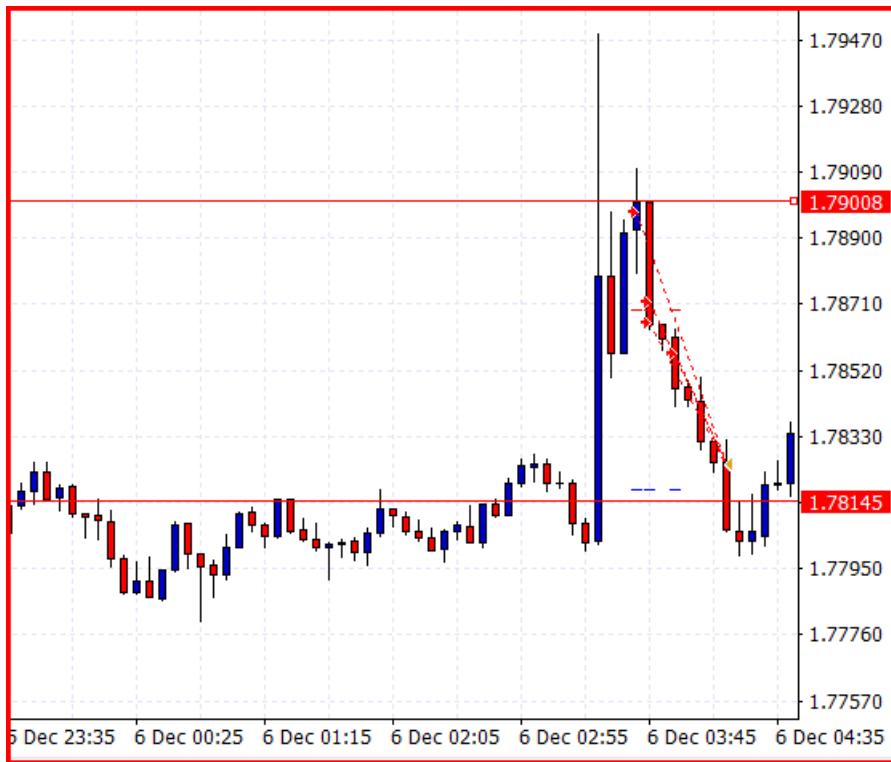
Bounce on confluence of horizontal support and dominant angle trend line

Order	Time	Type	Size	Symbol	Price	S / L	T / P	Time /	Profit
59702796	2016.12.05 18:06:53	buy	0.47	gbpjpy	144.121	144.398	144.876	2016.12.05 21:40:13	311.70
59704411	2016.12.05 18:15:24	buy	0.95	gbpjpy	144.525	144.398	144.876	2016.12.05 21:40:13	292.89
59703727	2016.12.05 18:11:05	buy	0.39	gbpjpy	144.362	144.398	144.876	2016.12.05 21:40:13	176.08
59704202	2016.12.05 18:14:11	buy	0.63	gbpjpy	144.441	144.398	144.876	2016.12.05 21:40:13	240.72



Non Horizontal grid bounce

Order	Time	Type	Size	Symbol	Price	S / L	T / P	Time /	Profit
59682273	2016.12.05 15:16:44	sell	0.48	audjpy	85.520	85.244	84.720	2016.12.06 00:52:52	323.15
59697487	2016.12.05 17:38:22	sell	0.61	audjpy	85.200	85.244	84.720	2016.12.06 00:52:53	238.35
59691626	2016.12.05 16:57:51	sell	0.39	audjpy	85.278	85.244	84.720	2016.12.06 00:52:53	179.15
59698741	2016.12.05 17:45:40	sell	0.95	audjpy	85.117	85.244	84.720	2016.12.06 00:52:54	301.80



Failed retest if resistance

Order	Time	Type	Size	Symbol	Price	S / L	T / P	Time /	Price	Profit
59756908	2016.12.06 03:44:52	sell	0.59	gbpuzd	1.78975	1.78693	1.78175	2016.12.06 04:17:55	1.78252	305.18
59756973	2016.12.06 03:49:40	sell	0.81	gbpuzd	1.78655	1.78693	1.78175	2016.12.06 04:17:56	1.78248	235.84
59757038	2016.12.06 03:55:41	sell	1.30	gbpuzd	1.78570	1.78693	1.78175	2016.12.06 04:17:56	1.78251	296.68
59756961	2016.12.06 03:48:56	sell	0.52	gbpuzd	1.78718	1.78693	1.78175	2016.12.06 04:17:56	1.78251	173.73



Channel bounce trade

Order	Time	Type	Size	Symbol	Price	S / L	T / P	Time /	Price	Profit
59765747	2016.12.06 10:37:42	sell	0.56	euraud	1.44831	1.44554	1.44031	2016.12.06 12:11:15	309.74	
59767168	2016.12.06 11:30:09	sell	0.47	euraud	1.44591	1.44554	1.44031	2016.12.06 12:11:16	175.88	
59767238	2016.12.06 11:41:51	sell	0.75	euraud	1.44509	1.44554	1.44031	2016.12.06 12:11:16	237.05	
59767270	2016.12.06 11:42:17	sell	1.15	euraud	1.44434	1.44554	1.44031	2016.12.06 12:11:17	300.89	

12



A luck trade using Support and resistance

Order	Time	Type	Size	Symbol	Price	S / L	T / P	Time /	Profit
59764392	2016.12.06 10:04:12	sell	0.48	eurjpy	122.892	122.618	122.092	2016.12.06 17:02:04	319.51
59767261	2016.12.06 11:42:08	sell	0.38	eurjpy	122.630	122.618	122.092	2016.12.06 17:02:05	166.30
59767284	2016.12.06 11:42:18	sell	0.61	eurjpy	122.565	122.618	122.092	2016.12.06 17:02:05	233.79
59767406	2016.12.06 11:45:17	sell	0.92	eurjpy	122.490	122.618	122.092	2016.12.06 17:02:05	292.90

13



Major trendline and triangle breakout

Order	Time	Type	Size	Symbol	Price	S / L	T / P	Time /	Profit
59777308	2016.12.06 17:04:13	sell	0.52	gbpusd	1.26835	1.26896	1.26369	2016.12.07 07:58:07	226.20
59777286	2016.12.06 17:04:07	sell	0.34	gbpusd	1.26928	1.26896	1.26369	2016.12.07 07:58:07	178.84
59776490	2016.12.06 16:27:17	sell	0.42	gbpusd	1.27169	1.26896	1.26369	2016.12.07 07:58:07	320.04
59777374	2016.12.06 17:05:49	sell	0.80	gbpusd	1.26765	1.26896	1.26369	2016.12.07 07:58:08	292.00

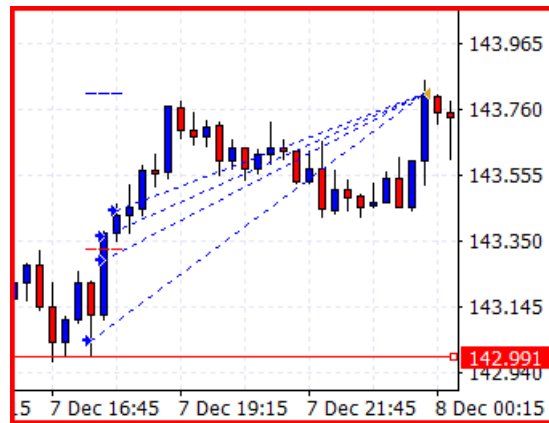
14



Channel breakout after a false swing

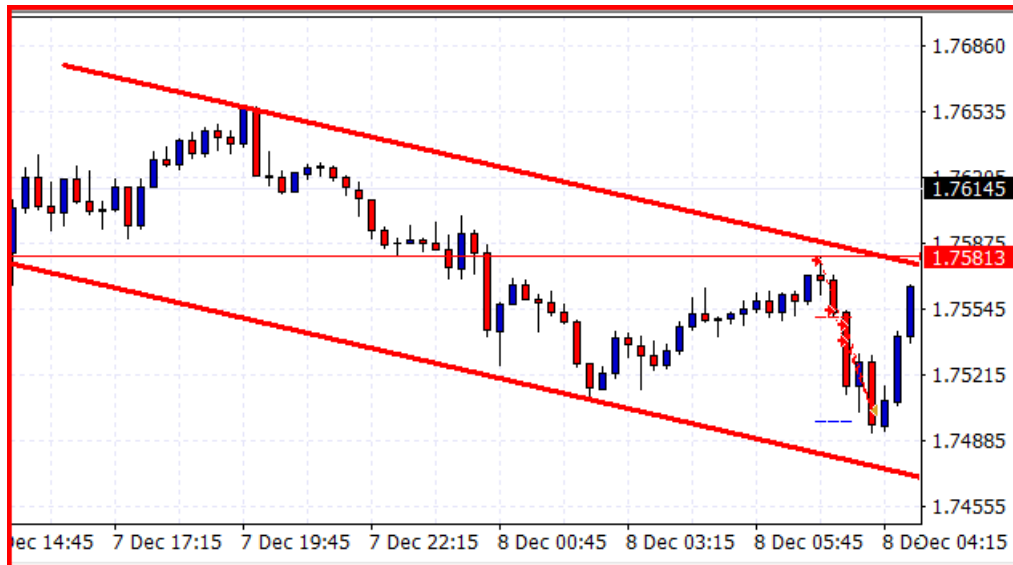
Order	Time	Type	Size	Symbol	Price	S / L	T / P	Time /	Profit
59791922	2016.12.07 06:45:39	buy	0.27	eurgbp	0.84756	0.84790	0.85276	2016.12.07 14:56:24	176.86
59792729	2016.12.07 08:12:33	buy	0.64	eurgbp	0.84917	0.84790	0.85276	2016.12.07 14:56:24	289.43
59792462	2016.12.07 07:58:39	buy	0.41	eurgbp	0.84835	0.84790	0.85276	2016.12.07 14:56:24	227.76
59783523	2016.12.06 18:48:19	buy	0.33	eurgbp	0.84515	0.84790	0.85276	2016.12.07 14:56:24	316.34

15



Bounce on major support

Order	Time	Type	Size	Symbol	Price	S / L	T / P	Time /	Profit
59799242	2016.12.07 17:51:08	buy	0.40	gbpjpy	143.292	143.325	143.809	2016.12.08 00:11:28	182.04
59799137	2016.12.07 17:39:59	buy	0.47	gbpjpy	143.044	143.325	143.809	2016.12.08 00:11:28	316.50
59799449	2016.12.07 18:00:44	buy	0.95	gbpjpy	143.446	143.325	143.809	2016.12.08 00:11:28	303.56
59799287	2016.12.07 17:56:28	buy	0.62	gbpjpy	143.367	143.325	143.809	2016.12.08 00:11:28	241.22



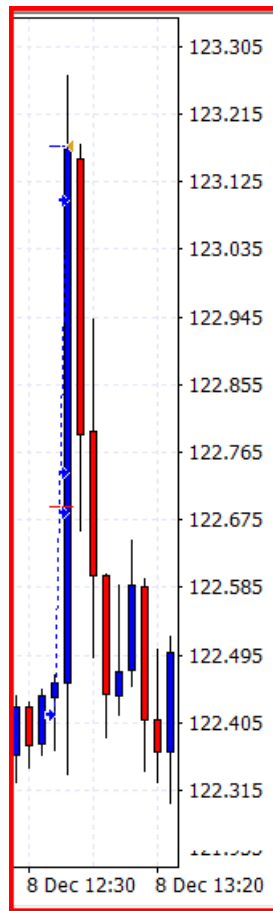
With the trend channel bounce

Order	Time	Type	Size	Symbol	Price	S / L	T / P	Time /	Profit
59850092	2016.12.08 07:07:29	sell	0.58	gbpnzd	1.75785	1.75505	1.74985	2016.12.08 08:11:30	311.31
59852345	2016.12.08 07:27:05	sell	0.50	gbpnzd	1.75539	1.75505	1.74985	2016.12.08 08:11:31	181.43
59852735	2016.12.08 07:30:50	sell	0.81	gbpnzd	1.75465	1.75505	1.74985	2016.12.08 08:11:31	251.27
59852875	2016.12.08 07:31:39	sell	1.25	gbpnzd	1.75383	1.75505	1.74985	2016.12.08 08:11:32	309.32



Anticipated channel bounce

Order	Time	Type	Size	Symbol	Price	S / L	T / P	Time /	Price	Profit
59862091	2016.12.08 08:40:38	buy	0.34	gbpusd	1.26480	1.26509	1.26994	2016.12.08 09:22:55	1.26994	174.76
59858272	2016.12.08 08:11:30	buy	0.42	gbpusd	1.26235	1.26509	1.26994	2016.12.08 09:22:55	1.26994	318.78
59862381	2016.12.08 08:42:04	buy	0.53	gbpusd	1.26560	1.26509	1.26994	2016.12.08 09:22:55	1.26994	230.02
59862702	2016.12.08 08:43:27	buy	0.81	gbpusd	1.26639	1.26509	1.26994	2016.12.08 09:22:55	1.26994	287.55



Trading the reaction to an announcement

Order	Time	Type	Size	Symbol	Price	S / L	T / P	Time	Profit
59889560	2016.12.08 12:45:26	buy	0.40	eurjpy	122.684	122.692	123.173	2016.12.08 12:46:14	172.48
59889655	2016.12.08 12:45:35	buy	0.67	eurjpy	122.738	122.692	123.173	2016.12.08 12:46:14	257.00
59889753	2016.12.08 12:45:52	buy	0.95	eurjpy	123.099	122.692	123.173	2016.12.08 12:46:14	61.99
59889294	2016.12.08 12:43:50	buy	0.47	eurjpy	122.415	122.692	123.173	2016.12.08 12:46:14	314.15



Trading the reaction to an announcement

Order	Time	Type	Size	Symbol	Price	S / L	T / P	Time	Profit
59908955	2016.12.08 13:33:03	buy	0.56	usdchf	1.01161	1.01104	1.01588	2016.12.08 13:55:23	235.38
59905345	2016.12.08 13:11:43	buy	0.42	usdchf	1.00829	1.01104	1.01588	2016.12.08 13:55:23	313.80
59907432	2016.12.08 13:24:29	buy	0.34	usdchf	1.01071	1.01104	1.01588	2016.12.08 13:55:23	173.03
59909248	2016.12.08 13:34:00	buy	0.85	usdchf	1.01222	1.01104	1.01588	2016.12.08 13:55:23	306.24



Head and shoulders neckline breakout retest

Order	Time	Type	Size	Symbol	Price	S / L	T / P	Time	Profit
59905346	2016.12.08 13:11:43	sell	0.42	gbpusd	1.26695	1.26420	1.25895	2016.12.08 14:56:00	320.04
59909875	2016.12.08 13:36:28	sell	0.81	gbpusd	1.26283	1.26420	1.25895	2016.12.08 14:56:01	284.31
59909188	2016.12.08 13:33:48	sell	0.34	gbpusd	1.26452	1.26420	1.25895	2016.12.08 14:56:01	176.80
59909770	2016.12.08 13:35:59	sell	0.55	gbpusd	1.26356	1.26420	1.25895	2016.12.08 14:56:01	233.20

When risking 5% to make 100% your risk return ratio becomes 1:20 – That effectively means that if only 1 out of 20 trades are successful you will be profitable. That is why some traders use this approach.

The examples above should give you some ideas how support and resistance is used to create Double in a Day trades

Please note that the above trades require considerable skill, experience and patience. Do not attempt at home unless you have a proven record of identifying large breaks or turning points in the market.

Please visit <http://www.doubleinadayforex.com/> for more information about the Double in a Day EA.

For more information on Expert4x products and services please use the links below:-

Missed any of our previous Emails

Click here to view previous emails: [EMAILS](#)

Personal Forex Mentorship

[EA Calibration](#)

[Double in 1 trade 1-on-1 sessions](#)

Current Forex Webinars

[Register](#)

[Recordings](#)

Forex trading tools

[360 degree Indicator #](#) ([# See pricing policy below](#))

[DivergenceFinder EA #](#)

[Double in a Day EA #](#)

[Grid Trend Multiplier #](#)

[Automated MT4 Indicators #](#)

[Broker spread monitoring EA #](#)

[Forex Position Sizer EA #](#)

[Good Vibrations Indicator #](#)

[Forex Tester](#)

Set and Forget EAs

[DivergenceTrader EA #](#)

[Make Money EA #](#)

[Weekend Gap EA #](#)

[Powerpunch EA #](#)

[Magic Moving Average EA #](#)

[No Stop, Hedged, GRID Forex trading EA #](#)

[Tradeable RSI EA #](#)

Password protected Forums

[Expert4x Forum \(Main Forum\)](#)

[Make Money Forum \(Product specific Forum\)](#)

[\\$2.5K to \\$1.4Mil Forum \(Product specific Forum\)](#)

[Weekend Gap Trade Forum \(Product specific Forum\)](#)

[Double in a Day EA Forum \(Product specific Forum\)](#)

Expert4x service suppliers

[EAFactory\(Creates, delivers and supports EAs\)](#)

[Tallinex – Broker used](#)

General Forex Trading

[Money Making Forex Tools](#)

[Expert4x](#)

[Expert-4x](#)

Forex Courses

[\\$2.5K to \\$1.4Mil in 32 Days #](#)

[Long Candle Forex Trading @](#)

[With All The Odds \(WATO\) @](#)

[Good Vibrations @](#)

[Financial Turning Point @](#)

[Simple-N-Easy Forex @](#)

Associate Forex Signal Services

[Trade Copier Signal service](#)

[Premium Forex Signals](#)

[Forex Signal Subscription service](#)

[Forex Trendy](#)

Free Daily Forex Trading Tools

[Relative Strength of Currencies](#)

[Currency Volatility](#)

[Broker spreads](#)

[Currency correlation](#)

Free Magazines

[Fx Trader](#)

Free Forex trading resources

[Double your account in 3 trades](#)

[16 Video Candle stick Course](#)

[Multiple MA Course](#)

[21 Part Beginner Course](#)

[Channel trading Course](#)

YOUTUBE

YouTube CHANNEL has almost 2000 subscribers – [CHANNEL](#)

YouTube PLAYLISTS covering our products, techniques, training; - [PLAYLISTS](#)

YouTube 375 VIDEOS [VIDEOS](#)